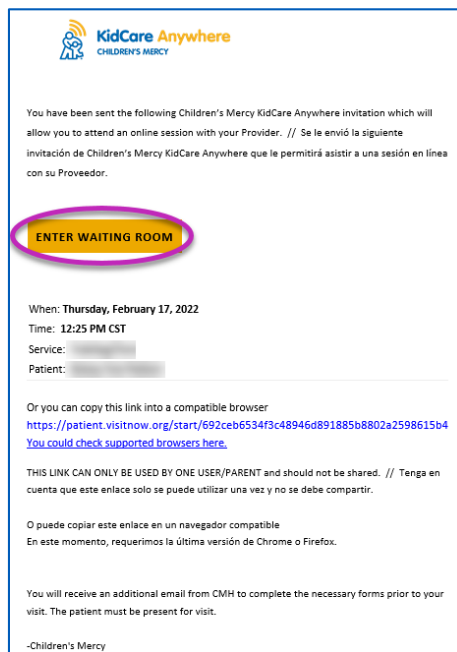


1. Dakika 15 kabla ya miadi yako iliyoratibiwa ya matibabu ya simu, bofya kiungo kilichotumwa kwako kwa barua pepe au ujumbe wa maandishi.

- Mtu 1 pekee ndiye anayeweza kuunganisha kwenye ziara kwa kutumia kiungo hiki. Mtoa huduma anaweza kualika mtu mwingine mara tu ziara inapoanza.



KidCare Anywhere
CHILDREN'S MERCY

You have been sent the following Children's Mercy KidCare Anywhere invitation which will allow you to attend an online session with your Provider. // Se le envió la siguiente invitación de Children's Mercy KidCare Anywhere que le permitirá asistir a una sesión en línea con su Proveedor.

ENTER WAITING ROOM

When: Thursday, February 17, 2022
Time: 12:25 PM CST
Service: [REDACTED]
Patient: [REDACTED]

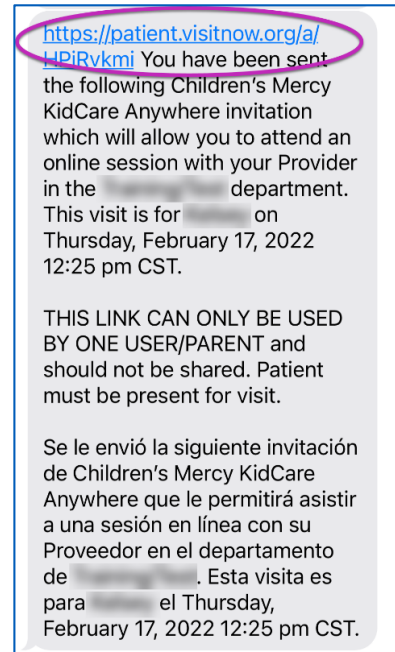
Or you can copy this link into a compatible browser
<https://patient.visitnow.org/start/692ceb6534f3c48946d891885b8802a2598615b4>
[You could check supported browsers here.](#)

THIS LINK CAN ONLY BE USED BY ONE USER/PARENT and should not be shared. // Tenga en cuenta que este enlace solo se puede utilizar una vez y no se debe compartir.

O puede copiar este enlace en un navegador compatible
En este momento, requerimos la última versión de Chrome o Firefox.

You will receive an additional email from CMH to complete the necessary forms prior to your visit. The patient must be present for visit.

-Children's Mercy



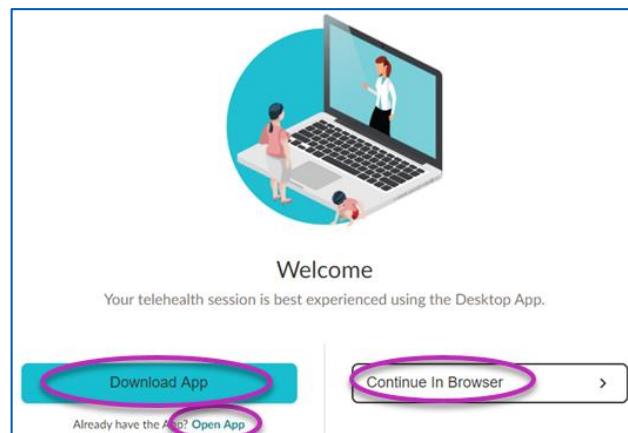
<https://patient.visitnow.org/a/HPiRvkmi> You have been sent the following Children's Mercy KidCare Anywhere invitation which will allow you to attend an online session with your Provider in the [REDACTED] department. This visit is for [REDACTED] on Thursday, February 17, 2022 12:25 pm CST.


THIS LINK CAN ONLY BE USED BY ONE USER/PARENT and should not be shared. Patient must be present for visit.

Se le envió la siguiente invitación de Children's Mercy KidCare Anywhere que le permitirá asistir a una sesión en línea con su Proveedor en el departamento de [REDACTED]. Esta visita es para [REDACTED] el Thursday, February 17, 2022 12:25 pm CST.

2. Ikiwa hujapakua programu, bofya Download App na ufuate maagizo ya kupakua.

- Ikiwa tayari umepakua programu, bofya Open App.
- Ni bora kutumia programu, lakini unaweza kuchagua Continue kwenye Kivinjari ili kutumia Google Chrome ikihitajika.





Welcome

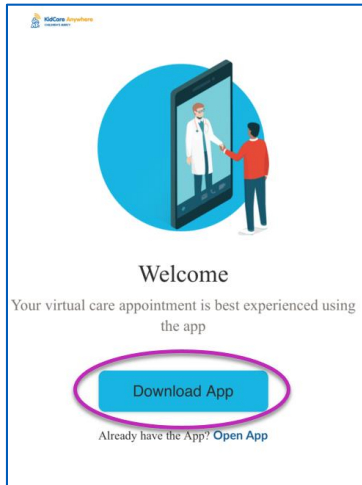
Your telehealth session is best experienced using the Desktop App.

Download App

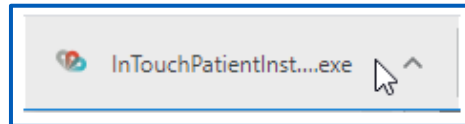
Continue In Browser >

Already have the App? **Open App**

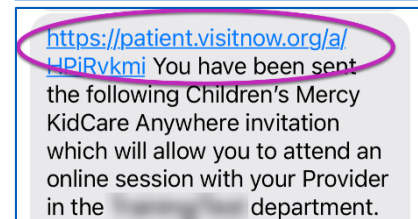
Kupakua Programu



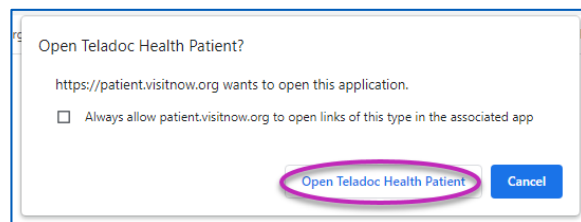
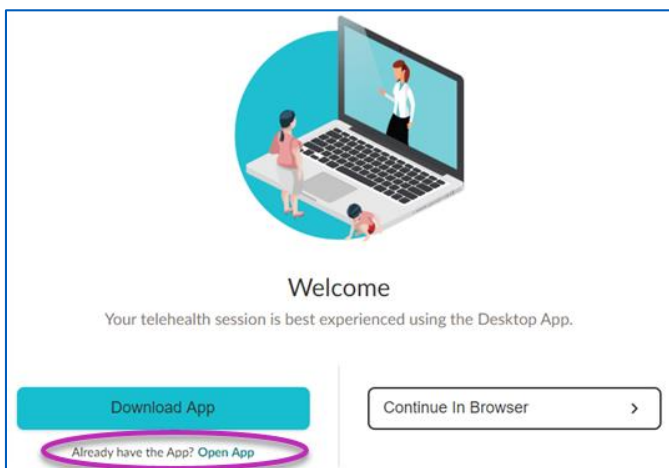
**Bofya kitufe cha
Download App.**



**Faili itapakuliwa
kwenye kompyuta
yako. Bofya faili
kwenye kona ya
chini kushoto ya
dirisha ili kumaliza
usakinishaji.**



**Baada ya programu
kusakinishwa, rudi
kwenye ujumbe wa
maandishi au barua
pepe yako na ubofye
kiungo cha miadi.**

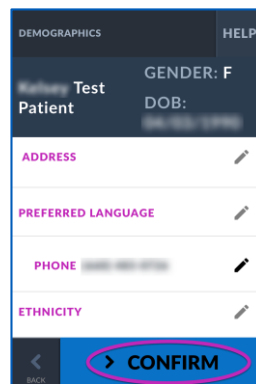


**Unaweza kufungua
skrini hii. Bofya Open
Teladoc Health
Patient au Open App.**

3. Bofya Check In.

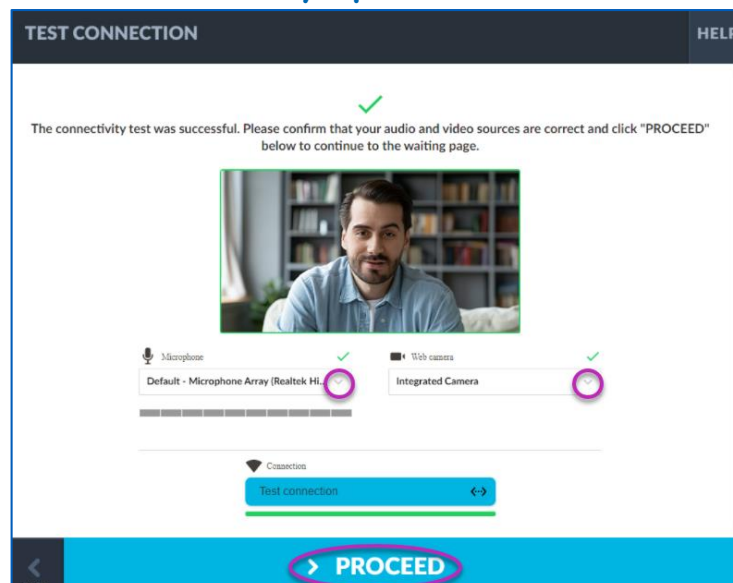


4. Pitia taarifa za mtoto wako na kisha ubofye Confirm.



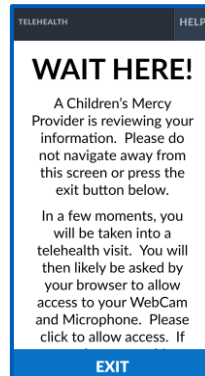
5. Programu itajaribu muunganisho wako wa intaneti, maikrofoni na kamera. Unapaswa kujiona kwenye skrini.

- Tumia menyu kunjuzi kubadilisha kamera au maikrofoni yako ikihitajika.
- Bofya Proceed ukimaliza kufanya jaribio.



6. Utawekwa katika chumba cha kusubiria mtandaoni. Mtoa huduma atajiunga wakati wa ziara yako baada ya kukagua maelezo yako.

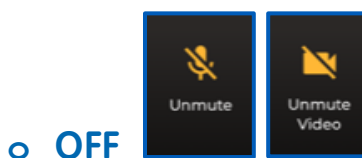
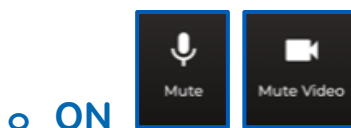
- **USIPUNGUZE** au kuondoka kwenye programu hadi baada ya ziara yako kukamilika.



MAELEZO WAKATI WA KUPIGA SIMU

•Kamera na Maikrofoni

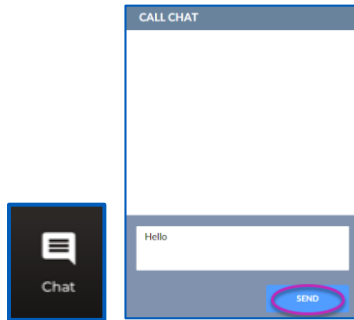
- Hakikisha kuwa kamera na maikrofoni zimewashwa. Bofya kitufe ili kuwasha na kuzima.



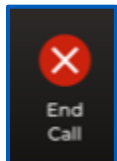
- Bofya kitufe cha Settings ili kubadilisha kamera au maikrofoni yako.



- Unaweza kutuma ujumbe wa mazungumzo kwa mtoa huduma wako wakati wa ziara hiyo. Bofya kitufe cha Chat ili kufungua mazungumzo.
 - Andika ujumbe wako na bofya Send.



- Kumaliza ziara, bofya kitufe cha End Call.
 - Ukikata simu kabla ya kumaliza, unaweza kubofya kiungo kutoka kwenye barua pepe yako au ujumbe wa maandishi na uingie tena. Hii inafanya kazi ndani ya dakika 5 pekee baada ya kumaliza ziara.



Utatuzi wa shida

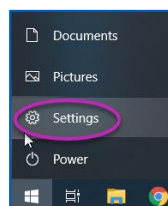
- Nina matatizo ya kamera au maikrofoni.

Ikiwa unatumia programu, fuata maelekezo haya ili kufikia mipangilio ya ruhusa ya kamera.

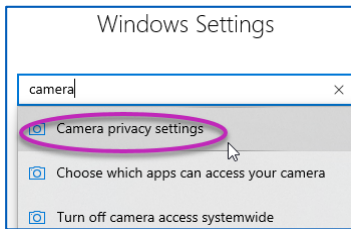
1. Bofya kwenye kitufe cha Windows chini ya skrini yako.



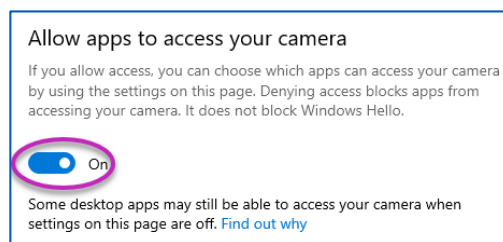
2. Bofya Settings



3. Tafuta "Camera" na bofya Camera privacy settings.

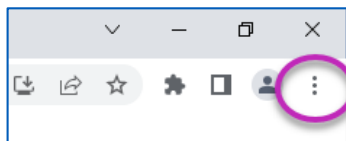


4. Hakikisha kuwa swichi iliyo chini ya Allow programu kufikia kamera yako ipo ON

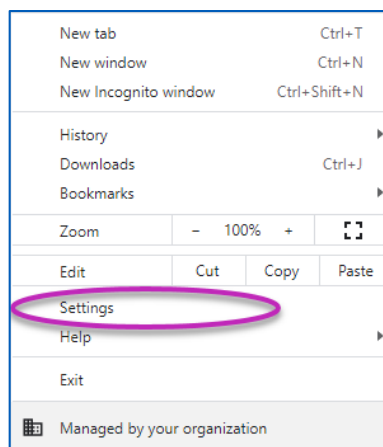


Kama unatumia Google Chrome, fuata maagizo haya ili kufikia mipangilio ya ruhusa ya kamera.

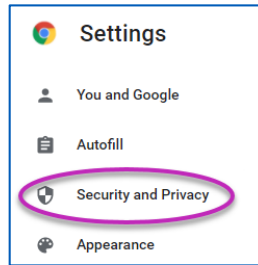
1. Bofya kwenye menyu ya vitone 3 iliyo upande wa kulia wa upau wa kivinjari wa Chrome.



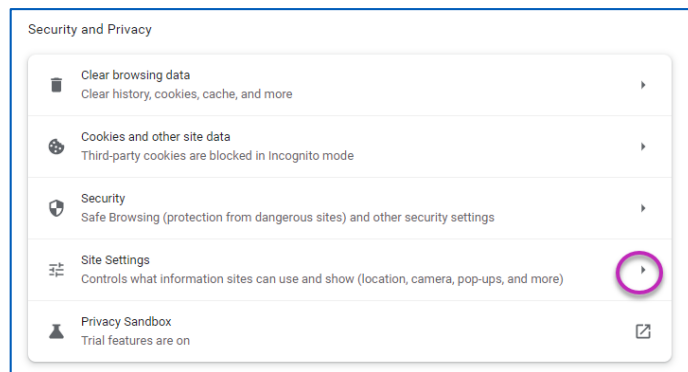
2. Bofya Settings.



3. Bofya Privacy and security kwenye menyu iliyo upande wa kushoto wa skrini.




4. Bofya mshale karibu na Site Settings.



5. Tafuta ambapo "patient.visitnow.org" imeorodheshwa na bofya mshale upande wa kulia.
• Unaweza kuona "visitnow.org" badala yake.



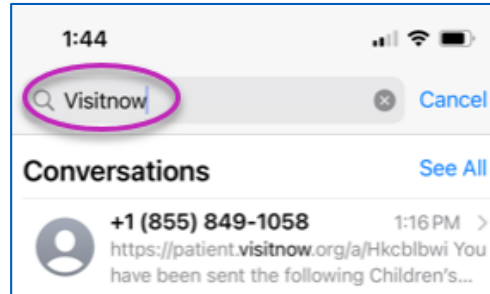
6. Hakikisha kuwa Camera na Microphone zinasema Allow. Kama sio, chagua Allow kwenye menyu kunjuzi.



o Sijaweza kupata kiungo cha ziara yangu.

- Kiungo hutumwa kwa barua pepe na simu yako mara nyingi kabla ya wakati wa ziara yako.
 - o Saa 24 kabla
 - o Dakika 15 kabla

- Mtu 1 pekee ndiye anayeweza kuunganisha kwenye ziara kwa kutumia kiungo hiki. Mtoa huduma anaweza kualika mtu mwingine mara tu ziara inapoanza.
- Tafuta "Visitnow" kwenye ujumbe wako wa maandishi au barua pepe
 - Hakikisha kuwa umeangalia folda zako za barua pepe Takataka au Taka



Kwa usaidizi wa kiufundi, piga simu (816) 302-7895

Ili kupanga upya miadi yako, piga simu (816) 234-3700